



Malibu

2017



MALIBU
LIFE



MAKING WAVES. MAKING MEMORIES.

Remember your childhood instinct to push down on a toy boat as you skimmed it across the water's surface? You didn't need to understand the physics of water displacement to enjoy making wakes and waves. You just knew it was fun.

That instinct stays with you. Today, at the helm of a Malibu, you can create wakes and waves that transform the water into the ultimate watersports playground for you and your family.



MALIBU
LIFE





MALIBU
LIFE





MALIBU
LIFE



CONTENTS

12	Integrated Surf Platform	78	Salt Resistance Performance
14	Surf Gate	80	Power
15	Power Wedge II	82	Malibu V-drive
17	Command Center	83	Warranty
18	Wakesetter Series	85	Custom
62	M235	86	Gel Coat Colors
71	Malibu Trailers	88	Standard Packages & Options
74	Towers	90	Malibu Pro Team and Events
76	Featured Options	94	Malibu Social

1982

- Malibu is born in California

1984

- The Malibu Skier

1989

- Expanded production to Tennessee facility Euro-f3 Series ski boats, inspired by European car designs

1991

- Malibu's 18-function Electronic Management System
- First swivel-head ski pylon

1993

- Computron, the watersports world's first onboard computer system
- Fiberglass Engine Chassis System (FibECS)
- Monsoon engines, with electronic fuel injection
- Echelon, Boat of the Year

1996

- The Malibu Sport V-drive

1998

- New hydrofoil technology, the Wedge
- Multisport Diamond Hull

2000

- High-end vinyl-wrapped dashes

2001

- MSCAN navigation system, with GPS
- Malibu beams jump to 102 inches

2004

- Gorilla fins added to V-drives
- 23 LSV becomes best-selling towboat of all time

THE MALIBU STORY

In 1982, six California friends channeled their shared passion for waterskiing into designing and building a new wave of ski boats. They named the company Malibu, for the coastal paradise where enjoying watersports is a way of life.

Rejecting “good enough” as a substitute for state-of-the-art, Malibu began a dedication to innovation that continues today.

That focus on innovation has made Malibu the undisputed worldwide towboat leader with a long roster of industry-firsts, including:

- The first wakeboard hull
- The Wedge hydrofoil, followed by the Power Wedge II
- The Surf Gate™, which revolutionized watersports by generating an endless, controllable surf wave



No competitor can match the new boats, innovations and features that Malibu has introduced since 2010, and we continue to advance the state of the art in watersports boats.

Malibu built a loyal following from seasoned enthusiasts, accomplished pros and families seeking all-out fun on the water. And they’ve made us the world’s largest manufacturer of watersports wake, ski and surf boats. Today, Malibu builds one out of every two towboats worldwide.

Our 500+ employees build Malibu and Axis Wake Research boats in three manufacturing facilities in Merced, California; Loudon, Tennessee; and New South Wales, Australia.

2005

- 22 VLX was named Towboat of the Year

2006

- The Wedge evolves into the electronic Power Wedge

2009

- Malibu creates Axis Wake Research
- MaliView, with a 6.5-inch multifunction screen

2010

- The G3 tower, designed and built in-house

2012

- Pickle-fork MXZ Series
- Response TXi

2013

- Surf Gate, the ultimate wakesurf system and Innovation of the Year

2014

- New 22 VLX introduced with updated multisport ride/surf/ski hulls
- Visual and audible wakesurf transfer signaling
- Introduced Wake Plus hull, designed specifically for Surf Gate

2015

- Malibu introduces the most technological advances in one model year in the history of the watersports industry, including the Power Wedge II, Command Center, G4 Tower and a host of other industry-leading innovations
- 23 LSV, best selling boat of all time

2016

- The 25 LSV launched as Malibu's biggest boat ever
- The MZ35 is introduced as Malibu's ultra-premium model and official towboat of the Evolution Pro Series





LIFE WITHOUT LIMITS

Nobody knows watersports better than the people who live it. And many more of them choose a Malibu over any other boat in the category. For 34 years, water-skiers, wakeboarders and wakesurfers have put their trust in Malibu technology, performance, safety and quality. Our long honor roll of cutting-edge innovations has reshaped the industry again and again.

Malibu has also shifted the market away from stern-drive boats to high-performance V-drive boats. Our V-drive is a critical safety feature that puts the propeller far away from swimmers and surfers.

Malibu didn't become the towboat market leader with its technology alone. Dedicated watersports enthusiasts started Malibu, and that makes a difference today in the way we design and build boats, and in the way we listen to our customers and pros.

INTEGRATED SURF PLATFORM

THE COMPLETE WATERSPORTS SYSTEM

Why wait for Mother Nature to provide great waves? Malibu's exclusive Integrated Surf Platform (ISP) lets you create your own — whenever you want — and control their size, length, shape and speed.

Combining an array of Malibu innovations, the ISP starts with performance hulls and swim boards tailored to each boat model. From there it builds in several industry-firsts, including the unique and patented Surf Gate that transforms a perfect watersports wake into a surfable and customizable wave.

The ISP's Quad Hard-Tank Ballast System lets you add up to 5,000 pounds of wake-creating ballast (depending on the model) at the tap of your finger on the dual touch-screen Command Center.

Also at your command, Malibu's Power Wedge II, our patented hydrofoil, adds up to 1,500 pounds of additional wake-generating water displacement.

For the last word in wake and wave control, the Malibu ISP puts it right in the surfer's hands with the patented Surf Band wrist remote. Easily transfer with the use of Surf Band, as well as audio and visual signaling.







SURF GATE

MAKING WAVES SINCE 2012

When a technology changes something as profoundly as Malibu's Surf Gate transformed watersports in 2012, calling it revolutionary could be an understatement. But, then, how else could you describe the sport's first and still best wave maker?

Using high-speed *hydraulic* actuators, Surf Gate turns the perfect watersports wake into an endless surfable wave on either side of the boat. From the touch-screen Command Center, the driver can customize the wave, including size, length, shape and speed. As in all things Malibu designs, safety is a priority, and Surf Gate is no exception, with speed safety parameters built into the system.

Shift the wave to give surfers smooth transfers from side to side, for regular or goofy foot styles. The boat automatically signals the surfer to make a move via the audio speakers and optional indicator lights.

Talk about revolutionary – the optional Malibu Surf Band wrist remote gives the surfer the power to activate or adjust the wave *right from the board*. Either way, with Surf Gate, you'll never ask passengers to pile up on one side to lean the boat. They can relax in the luxurious Malibu cabin and watch the action.

Working with the other components of Malibu's Integrated Surf Platform, Surf Gate creates the most dynamic playground for wake surfing possible. Period. Malibu's ISP allows hundreds of customization options. No competitor comes close to offering that adjustability range.





BEGINNER

INTERMEDIATE

ADVANCED

PROFESSIONAL

POWER WEDGE II

TRUE WAKE AND WAVE CREATION AT THE TAP OF A FINGER

Deploying the hydraulically actuated Power Wedge II is like adding up to 1,500 pounds of additional wake-creating water displacement. It happens at the tap of the driver's finger on the Command Center, or the surfer wearing the optional Malibu Surf Band wrist remote can adjust it right from the water.

Compared to our original Power Wedge, the Power Wedge II creates a more symmetrical wake that's also taller, longer and cleaner. The hydrofoil's upward angle increases lift to get the boat planing very quickly, which also helps reduce fuel consumption. Malibu's Power Wedge II is the only wake shaping device in the industry that gives you full versatility and infinite wake- and wave-making abilities.



Control the ISP from the Command Center



Adjust the Quad Hard Tank Ballast System



Amp up the wake with the Power Wedge II



Turn the wake into a surf wave with Surf Gate



COMMAND CENTER

The Malibu Integrated Surf Platform (ISP) creates the ultimate watersports experience, and the Command Center makes controlling it easy. It's the smartest combination of digital interfaces and traditional controls in the category.

Directly ahead of the wheel, the bright, high-resolution 12-inch MaliView touchscreen gives you finger-tap control of the ballast, Power Wedge II, Surf Gate, and navigation, with fast, easy access to customizable rider presets, media controls and a variety of gauge displays. You'll find every major feature on the home screen, accessed through easy-to-navigate menu paths.

Adjust the wake for any skill level at the tap of a finger. Watch the boat kick up the perfect wake for getting the big air that riders of all levels love, from beginners to pros. For surfing, set the Surf Gate to transform the wake into a wave. Customize wave size, shape and speed on the go, without taking your eyes off the water.

Malibu offers more control choices, including available steering wheel controls. The wheel rotates around the controls, which remain directly centered and level. Add the optional Sport Dash, and you have an intuitive analog dial to operate the ISP, speed and the stereo. The Sport Dash option includes an expandable smartphone cradle and a dry-storage box with USB charger.

Use the seven-inch MTC touchscreen to control the stereo and lights, access GPS maps and operate heater, bilge and blower systems.

The main 12-inch screen lets you monitor all boat systems and, with the optional rear-view camera, watch riders behind the boat. With the engine off, the display becomes a PDF viewer for the owner's manual. Both displays are easy to read in all light conditions, and each component of the Command Center meets IP67 water-intrusion standards.

When the day's activities end, push the convenient "Go Home" button to release all ballast, disengage Surf Gate, stow the Power Wedge II and deactivate cruise control.



20 VTX

LENGTH: 20' / 6.01m
BEAM: 98" / 2.5m
WEIGHT: 3,500 lbs / 1,588kg
CAPACITY: 11 people
POWER: 410 – 450 ft-lbs torque
FUEL: 36 gals / 136L
HULL: T-Cut Diamond
DRAFT: 27" / 0.7m
STANDARD BALLAST: 750 lbs / 340kg
MAXIMUM BALLAST: 3,600 lbs / 1,633kg



21 VLX

LENGTH: 21' / 6.4m
BEAM: 98" / 2.5m
WEIGHT: 4000 lbs / 1814 kgs
CAPACITY: 13 people
POWER: 410 - 450 ft-lbs torque
FUEL: 48 gals / 182L
HULL: Wake Plus or Diamond
DRAFT: 27" / 0.69m
STANDARD BALLAST: 750 lbs / 340kg
MAXIMUM BALLAST: 3,700 lbs / 1,678kg



22 VLX

LENGTH: 21'10" / 6.65m
BEAM: 102" / 2.6m
WEIGHT: 4,300 lbs / 1,950kg
CAPACITY: 14 people
POWER: 410 – 575 ft-lbs torque
FUEL: 48 gals / 182L
HULL: Wake Plus or Diamond
DRAFT: 27" / 0.69m
STANDARD BALLAST: 950 lbs / 431kg
MAXIMUM BALLAST: 3,800 lbs / 1,724kg



23 LSV

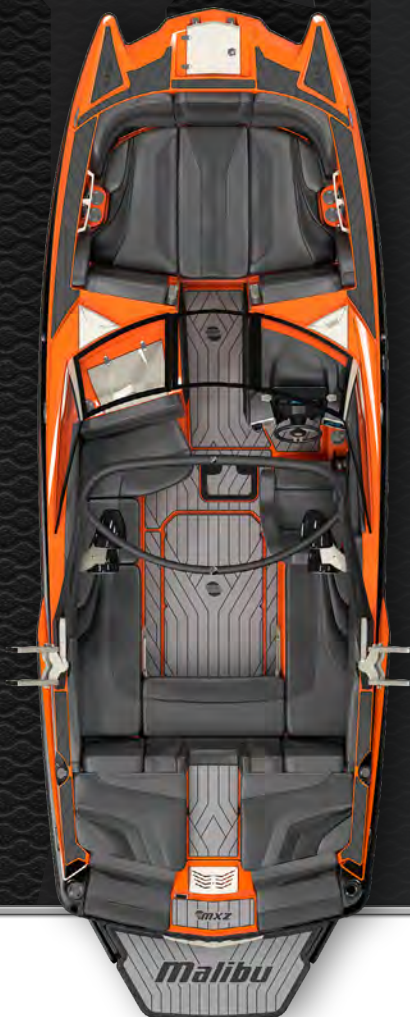
LENGTH: 23' / 7.01m
BEAM: 102" / 2.6m
WEIGHT: 4,500 lbs / 2,041kg
CAPACITY: 15 people
POWER: 410 – 575 ft-lbs torque
FUEL: 67 gals / 254L
HULL: Wake Plus or Diamond
DRAFT: 27" / 0.69m
STANDARD BALLAST: 1,000 lbs / 454kg
MAXIMUM BALLAST: 3,800 lbs / 1,724kg

THE TRUTH IS ON THE WATER



25 LSV

LENGTH: 25' / 7.62m
BEAM: 102" / 2.6m
WEIGHT: 5,600 lbs / 2,540kg
CAPACITY: 19 people
POWER: 450 – 575 ft-lbs torque
FUEL: 77 gals / 291L
HULL: Wake Plus
DRAFT: 32" / 0.81m
STANDARD BALLAST: 1,475 lbs / 670kg
MAXIMUM BALLAST: 4,850 lbs / 2,200kg



22 MXZ

LENGTH: 22'.5" / 6.68m
BEAM: 102" / 2.59m
WEIGHT: 4,850 lbs / 2,200kg
CAPACITY: 15 people
POWER: 410 – 575 ft-lbs torque
FUEL: 48 gals / 182L
HULL: Wake Plus
DRAFT: 27" / 0.69m
STANDARD BALLAST: 1,360 lbs / 617kg
MAXIMUM BALLAST: 4,450 lbs / 2,018kg



24 MXZ

LENGTH: 24'.5" / 7.44m
BEAM: 102" / 2.59m
WEIGHT: 5,500 lbs / 2,495kg
CAPACITY: 18 people
POWER: 450 – 575 ft-lbs torque
FUEL: 77 gals / 291L
HULL: Wake Plus
DRAFT: 32" / 0.81m
STANDARD BALLAST: 1,510 lbs / 685kg
MAXIMUM BALLAST: 4,800 lbs / 2,177kg

20VTX





20 VTX

Malibu

WAKE SETTER

Malibu

SWIM GATE

WATERSPORTS TRIATHLETE

Leave it to Malibu to design a crossover that impresses the pros with its ability to create world-class slalom flats, great surf waves and huge wakes. Skiing, wakeboarding or surfing – the 20 VTX can do it all, thanks to a Diamond multisport hull and Malibu's exclusive Integrated Surf Platform technology. The 20-foot length makes this boat agile, while your choice of Monsoon engines puts up to 450 foot-pounds of torque on tap. No wonder it's the leading crossover on the market.

20 VTX

WAKE SETTER

Malibu

SWIF EATE
EQUIPPED





20 VTX


SURF GATE





WAKEBOARDER
000

21VVLX





21 VLX

Malibu

WAKE SETTER

SURF GATE




21V LX

ULTIMATE MALIBU VALUE

If you're considering your first Malibu or didn't know how accessible a new Wakesetter could be, meet the new 21 VLX. We designed it as an affordable, complete family watersports package with seating for up to 13. The 21 VLX is a no-compromise machine fully equipped for water-skiing, wakeboarding, surfing or just a day of fun on the water. You get the complete Integrated Surf Platform, including the Power Wedge II hydrofoil and the Surf Gate. We even include a Malibu trailer, a bimini top and a cover in the purchase price. Competitors can't match its performance, its Malibu fit and finish, or its value.







22V LX





Malibu

WAKE EATER

Malibu

SURF GATE

22 VLX

VLX




22VLX



MULTISPORT SPECIALIST

We designed the 22 VLX to give you a choice of watersport possibilities. Choose a sport-specific hull: Diamond hull for multisport wakes, or Wake Plus for the absolute best wakes and waves. Either way, there's room for up to 14, and you can step up to our most powerful engine, the supercharged Monsoon V8, with a massive 575 foot-pounds of torque. The 22 VLX is an eye-catcher on the water and a great handler, with room and fun for the whole family.





23LSV





Malibu

WAKE SETTER

Malibu

G4

23 LSV

WAKE SETTER



23LSV

A woman with long dark hair in a braid, wearing a black strapless bikini, is sitting on the edge of a red and white Malibu boat. She is looking towards the left. The boat is docked at a wooden pier. In the background, other people are visible on the pier. The water is dark and reflects the surroundings.

#1 SELLER FOR A REASON

The Malibu 23 LSV dominates on the water, and in the market. It's not only our best-selling boat — it's also the best-selling wakeboard boat. Period. There's no mystery why. Owners say the 23 LSV hits the sweet spot for size, versatility, performance, features and stability. We think of the 23 LSV as the backbone of the brand. Available with your choice of Diamond or Wake Plus hull designs along with all the Malibu technology and luxury you'd want, the 23 LSV creates a watersports adventure for up to 15 people.





25LSV





Malibu

WAKE SETTER

6°

25 LSV

SWIFF GATE

Malibu

BIG ON LUXURY, HUGE ON PERFORMANCE

There's a reason the 25 LSV holds the Malibu record for first year sales. Bigger is better when it means producing huge, clean wakes and waves. Our longest boat offers seating for up to 19 people and has the potential for 4,825 pounds of maximum ballast. Yet, this agile giant handles like a dream on the water. That's Malibu engineering at its best. You'll see a massive wake even before filling the ballast tanks and dropping the Power Wedge II hydrofoil. If you're ready for huge, barreling waves, expansive room and our full array of premium features and innovations, you're ready for the 25 LSV.

25LSV







22MXZ





Malibu

WAKE SETTER

SWIF GATE

Malibu

22 MXZ



22MXZ



MAXIMIZE YOUR WATERSPORTS LIFE

For 2017, one of the best wakeboard boats ever returns with a new hull that creates larger wakes. We gave this pickle fork model a bolder, sleeker design, now with room for up to 15 people. A new hull maximizes wakes, and we increased maximum ballast by nearly 550 pounds, so the hydraulic Power Wedge II hydrofoil makes a bigger impact. We tailored our patented Surf Gate to the new hull design for even larger waves. You can rock the boat and the water with music from new, more powerful optional audio by Wet Sounds.





24MXZ





Malibu

WAKE SETTER

Malibu

24 MXZ

G+

24 MXZ

WAKE SETTER



MAXIMIZE FAMILY FUN

The all new 2017 Malibu 24 MXZ gives you maximized style, maximized family time and maximized wakes. Looking sleeker than ever, this luxurious pickle fork model offers a walk-through design with seating for up to 18. The new hull maximizes wakeboarding and surfing, and we increased maximum possible ballast by more than 900 pounds. Just wait until you see the bigger wakes, especially with the Power Wedge II engaged. Fully tailored to the new hull, the Surf Gate gives an even bigger wave. Increased fuel capacity extends family time on the water, and available new Wet Sounds audio provides the perfect soundtrack.

24MXZ







THE ALL NEW

M235

A NEW DEFINITION FOR ULTIMATE

For 35 years, Malibu has been pushing the envelope for towboat performance, capability and luxury, continuously raising the bar for ourselves and for the industry. With the new Malibu M235, we've achieved a new benchmark—one that even we will have a tough time topping. The new alpha, the M235, debuted for

2016 and remains the definitive expression of Malibu's finest design and technology. Developed in utmost secrecy, Malibu's new M235 was designed to be nothing less than the most ultra-premium performance towboat the world has ever seen, giving you the edge on the water anywhere, every time.

M235

LENGTH:	23' 5" / 7.14m
BEAM:	102" / 2.59m
WEIGHT:	6,200 lbs / 2,812 kg
CAPACITY:	17 people
POWER:	575 ft-lbs torque
FUEL:	78 gals. / 295L
HULL:	Wake Plus
DRAFT:	32" / 0.81m
STANDARD BALLAST:	2360 lbs / 1070kg
MAXIMUM BALLAST:	5,000 lbs / 2,268kg



M235





Malibu

G4

Malibu

SWIF-GATE



M235



THE NEW ALPHA

In every endeavor, there can be only one pinnacle, one alpha. Among watersports towboats, the unparalleled Malibu M235 claims that mantle. More than just our top-of-line boat, the M235 represents the zenith for Malibu design, technology, wake creation and luxury.

From bow to stern, the M235 is unique in the Malibu line. We spent two years developing the M235 for uncompromising customers who've achieved their best in life and accept only the very best in everything they experience.

The ultimate Malibu comes fully equipped with the revolutionary innovations that make up our exclusive Integrated Surf Platform, including the patented Power Wedge II and unrivaled Surf Gate. The M235 delivers a deep, premium ride while throwing out the industry's biggest wake and wave. Our most powerful Monsoon V8 comes standard, churning out 575 foot-pounds of torque.

The M235 is the most luxurious Malibu and the ultimate family boat, with a pickle fork bow and extra-deep walk-through cabin that offers seating for up to 17. A power windscreen and Yeti® drop-in cooler are exclusive to the M235 and give you an idea of the attention to detail this boat offers.

The M235 is the boat that even Malibu will have a tough time topping.

The Official Towboat of the **Malibu**
EVOLUTION 
PRO SERIES









THE BEST BOATS DESERVE THE BEST TRAILERS

In 2016, Malibu decided that customers buying the best boats on the market should be able to haul them with the best trailers. So we began making our own. We hired the best team of craftspeople in the business to custom-build trailers that matched our boats in engineering and quality.

We make Malibu trailers in the same Loudon, Tennessee, facility where we build boats and where our corporate headquarters is located. When you buy a Malibu trailer, you're assured that your Malibu boat will fit properly and securely with no clearance issues.

You can order a customized trailer to match your Malibu boat. Choose from numerous options, including two-tone paint, high-end Rockstar wheels, stainless steel fenders, runway lighting and more. The highest quality materials and world-class workmanship at every turn assures the long-term durability you expect from Malibu. That's why we back our trailers with a 5-year limited warranty.

WORLD-CLASS CRAFTSMANSHIP

- 1 Premium industry-standard steel for all frame parts.
- 2 Jigs and fixtures used to create consistent weld and axle placement, eliminating margin of error and ensuring axles and crossmembers are precision-placed.
- 3 All trailers are produced through the same model-specific frame jig, ensuring that frames, steps, crossmembers and axles are flat, straight and square. That's especially important for axle location and squareness (affecting how well a trailer tows behind your vehicle) and crossmember/bunk-tab location (affecting how well your boat loads on your trailer).
- 4 Bow-stand brace features bow step and the Malibu emblem, which matches your fender color choice when you opt for a two-tone trailer.
- 5 Fender steps are fully welded to the trailer frame. Other manufacturers use a rubber bond at the top of the step and weld only at the bottom.
- 6 Top-quality DuPont urethane-based paints and primer used with side-draft paint booths to prevent overspray on two-tone trailers, as well as rotating carts to ensure excellent coverage, coat thickness and consistency.
- 7 Rear corners, where main frames meet the propeller guard, are mitered instead of butt-welded in order to provide better, stronger welds, improve weld aesthetics and negate the need for an additional plate welded to the end of the main frame.
- 8 Tandem/tri-axle fenders have a center support brace to prevent the fender from bowing when stepped on.



TRAILER SPECS

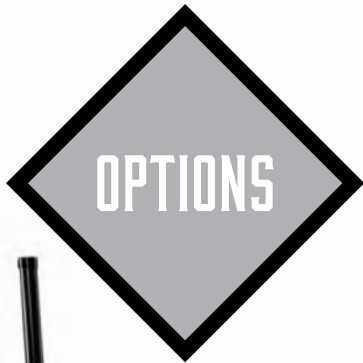


- 5-Year Limited Warranty
- NMMA-Certified
- Tubular-steel Design
- XR84 Self-Latching Actuator
- Swing Tongue
- Torsion Axles w/ Vault Bearing Lubrication
- Hydraulic Surge Disc Brakes, All Axles

- SS Aluminum-coated Brake Lines
- Sendel T13 Alloy Wheel (Black/Chrome)
- Grand Ride Radial Trailer Tires
- Backlit Logo, Front Step
- Surface Mount GLO-Lamp LED Brake Lamps
- Surface Mount GLO-Lamp LED Reverse Lamps

- 7-Round Tow Vehicle Plug
- Waterproof Wire Harness
- 1,400-pound XLT Winch
- Bow Safety Strap
- 1,600-pound F2 Single-wheel Jack
- SeaDek Non-Skid Mat
- Polyurethane Bow Roller
- Removable Guidepost

- Prop Guard Rollers w/ SS Roller
- Detergent/Iron-Phosphate Frame Pre-Treatment
- Urethane Primer
- Urethane Top Coat



- 18" Black (XD818 Heist)
- 18" Chrome (XD818 Heist)
- 18" RockStar
- Painted Trim Inserts (Any Color, Including Metallic)
- Spare Tire Carrier, Side Mount (Default)
- Spare Tire/Rotor Carrier Locking, Side Mount 5-Lug
- Spare Tire/Rotor Carrier Locking, Side Mount 6-Lug
- Spare Tire Carrier, Under Hull
- Spare Tire Wheel Assembly, 14" Alloy

- Spare Tire Wheel Assembly, 15" 225D Alloy
- Spare Tire Wheel Assembly, 15" 225E Alloy
- Spare Tire Wheel Assembly, 18" Black
- Spare Tire Wheel Assembly, 18" Chrome
- Stainless-steel Fenders (Single-Axle)
- Stainless-Steel Tandem Fenders
- Aluminum Tread Plate (Front & Rear Step Pads, A-frame)

- Aluminum Tread Plate Fenders (Tandem/Tri-axles, not SS)
- Two-Tone Paint (Frame Base; Steps and Fenders Accent, Bow Brace)
- Two-Tone Metallic (Frame Base; Steps and Fenders Accent, Bow Brace)
- Elite Shield Trailer
- Elite Shield Fenders
- Galvanized Frame w/ Painted-over Elite Shield
- Painted-Over Elite Shield

- Transom Step
- Bow Step
- Clear Lens LED Lighting w/ Trim Rings
- Painted Light Trim Rings
- Runway Lighting
- Colored Runway Lights
- SS Retractable Transom Straps
- Electric Hydraulic Brakes
- Park Brakes




TOWERS

Malibu engineers its towers to deliver the strength and integrity a rider depends on while also complementing the boat's style. Like our boats, the towers are manufactured to the highest levels of fit and finish to deliver quality you can count on — every time.



G4




ADDITIONAL COLORS

Thousands of hours of research, development and demanding testing went into our top-of-line G4 tower before the first G4 went on a boat. Made from aerospace aluminum with an internal honeycomb structure, the G4 delivers the optimal strength-to-weight ratio. It's three times more rigid than even its premium predecessor.

The sleek design is fitting for such advanced tower construction, yet the G4 is also user-friendly, taking less than 30 pounds of force to easily lift, lower and latch. You'll find Malibu's meticulous attention to detail in the automatic visible locks, a completely integrated wiring harness, Z5 bimini compatibility and zero pinch points. For 2017, we made the G4 even better with rear facing LED lights, a downward-facing LED cockpit light and optional side pull points for surfing.



NEW G3.5



ADDITIONAL COLORS

New for 2017, the G3.5 tower offers outstanding value without sacrificing renowned Malibu quality. It's got all you need for fun and safety on the water, including a new, easy latching solution, powerful lights, stainless-steel hoops and anodized and powder-coated components. The G3.5 introduces a new latch design, new LED tower and anchor lights and optional side pull points for surfing.

On both towers, you'll find Malibu's renowned attention to detail in every part. Our aerospace-grade anodized aluminum swivel board racks are corrosion-resistant and ratchet down with the slightest tug on a single lever, securing any board. *Wakeboarding Magazine* called these "the best board racks ever."

To give the rider a dynamite soundtrack, option the G3.5 or G4 towers with the swivel-mounted, high-fidelity G-Force Wet Sounds speakers.



G4 + G3.5 TOWER LIGHTS

These light up a wide area off the bow and stern and also serve as flashing indicators for Surf Gate transfer timing.



G3.5 TOWER/ WINDSHIELD MIRROR

Housed in a premium aluminum billet with an adjustable arm, this mirror offers a high-definition, prescription-grade option with a 140-degree field of view.



G-FORCE REV 8 TOWER SPEAKERS WITH HORN

Wet Sounds eight-inch tower speakers with horns offer full mid-bass sound and clean, detailed highs. Features Malibu-designed G-Force enclosure with waterproof connectors and optional swivel mounts.



Z5 CARGO RACK + BIMINI OPTIONS

The top-of-the-line Z5 provides ample shade and also holds boards, inflatables and accessories. It tilts down for easy loading from the boat and includes quick-connect tie-down straps for safe trailering. Malibu's standard bimini provides shade and rope storage.



G4 + G3.5 P.T.M. CLAMPING SPINNER BOARD RACKS

These aerospace-grade anodized-aluminum swivel racks are corrosion-resistant and ratchet down with the slightest tug on a single lever, securing any board. *Wakeboarding Magazine* called these "the best board racks ever."



G-FORCE ICON 8 TOWER SPEAKERS

Wet Sounds eight-inch tower speakers with tweeter, waterproof connectors and optional swivel mounts.

FEATURED OPTIONS



WET SOUNDS

Our all-new onboard entertainment system by Wet Sounds delivers higher power and are more than twice as efficient as the previous units.



SOFT GRIP FLOORING

Our Soft Grip flooring adds comfort, grip, durability and an ultra-premium look and feel to your Malibu's interior and swimdeck.




POWER-ADJUSTABLE HELM SEAT

We took our ridiculously comfortable helm seat and added motorized lift, so you can not only get the height dialed just right for you, but you can also get a boost for enhanced visibility when running under full ballast and pulling a rider.




DECKADENCE CARPET

Choose the versatility of our Deckadence removable carpet that retains less water and heat and features superior durability in saltwater environments.



UNDERWATER LIGHTS

Now 300 percent brighter, white or blue lights can be mounted on the transom beneath the swimstep. Each of the two lights contains nine high-power LEDs.



DOCKING LIGHTS

Docking lights feature bright-white LEDs that emit an X-shaped beam. Expands the visible area and consumes much less power than traditional halogen.



TELESCOPIC LADDER

Malibu's retractable ladder is a family-friendly option that makes the trip from the water to the swimdeck or bow effortless.



POP-OUT HOT WATER SHOWER

Easy access for a pre- or post-ride rinse, with full temperature adjustability.



REVERSIBLE WAKEVIEW REAR BENCH

Available on select Wakesetter models, the reversible WakeView rear bench goes from forward-facing to rider-facing in a snap, with minimal effort.



STEERING WHEEL

Malibu's new steering wheel controls ISP, stereo volume, cruise control to make the driver's experience one-of-a-kind.



SPORT DASH WITH ANALOG CONTROL DIAL

The analog control dial for the Surf Gate, Power Wedge II, speed and stereo is a great convenience, allowing the driver to control all of the above with one hand—and without taking their eyes off the water.



WAKEVIEW BACK-UP CAMERA

This high-definition rear-view camera is located on the transom, so you can always keep an eye on what's happening behind the boat for increased safety. Footage is viewable live on the MaliView screen.

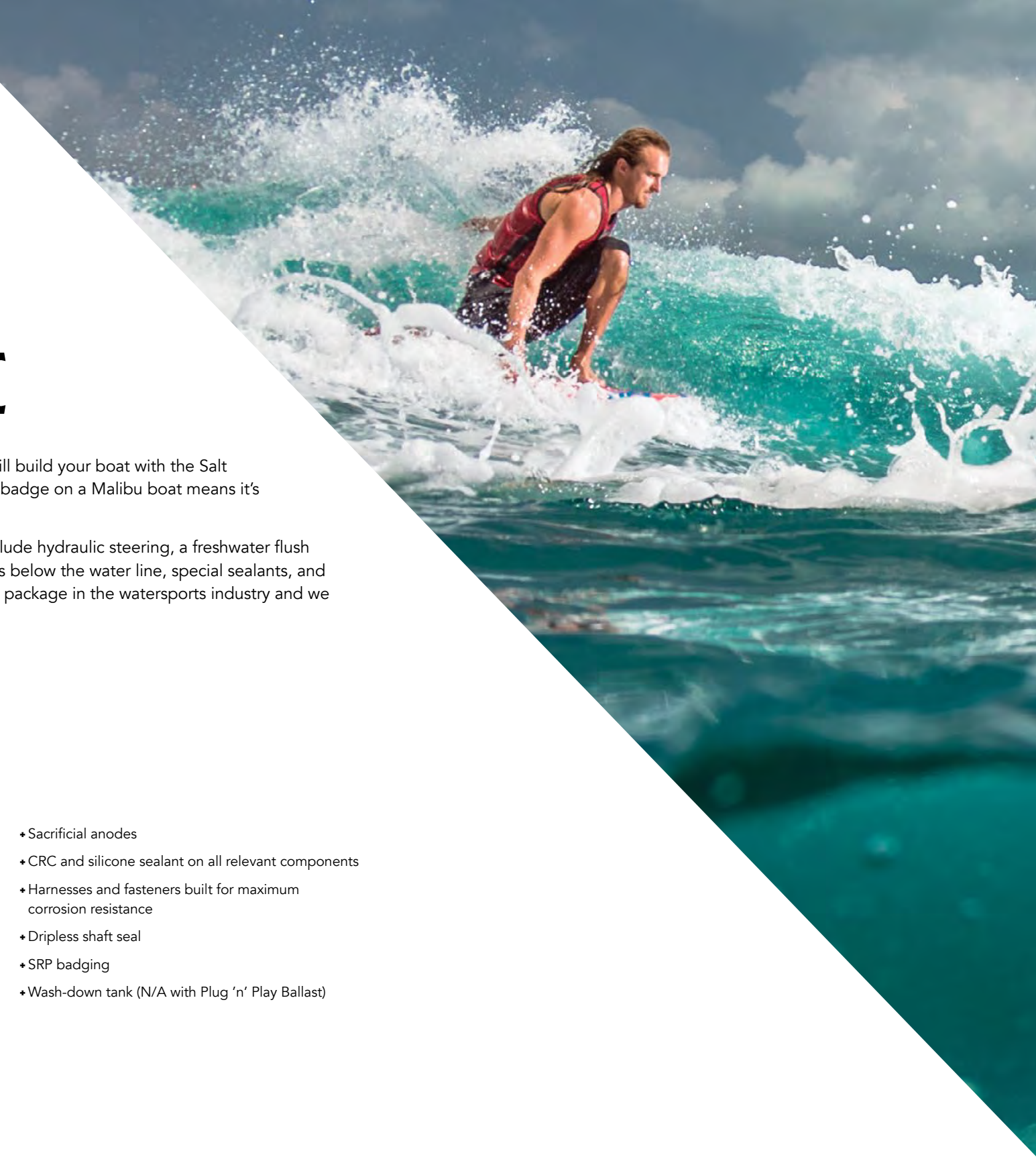
SALT RESISTANCE PERFORMANCE

Want to make waves on the ocean? Malibu will build your boat with the Salt Resistance Performance package. The "SRP" badge on a Malibu boat means it's ready for you to enjoy in any body of water.

Highlights of this comprehensive package include hydraulic steering, a freshwater flush kit, grounding and bonding of all components below the water line, special sealants, and much more. We believe it's the best saltwater package in the watersports industry and we stand behind it.

FEATURES

- Hydraulic steering
- Freshwater flush kit
- Stainless-steel gas shocks
- Anodized seat-base slide assembly
- Warming bin that drains to bilge
- Anodized or stainless-steel pylon
- Grounding and bonding of all components below water line
- Sacrificial anodes
- CRC and silicone sealant on all relevant components
- Harnesses and fasteners built for maximum corrosion resistance
- Dripless shaft seal
- SRP badging
- Wash-down tank (N/A with Plug 'n' Play Ballast)








MONSOON POWER

Moving a loaded boat at steady watersports speeds with the Power Wedge II hydrofoil deployed takes a lot of torque. That's why Malibu exclusively uses 6.2-liter Monsoon V8 engines for its entire 2017 line. They're the industry's top marinized engines. Period. Choose from versions with 410, 450 or a massive 575 foot-pounds of torque. Our ultimate boat, the M235, comes standard with the 575.




ENGINE OPTIONS

MONSOON 410:
6.2L – 410 ft-lbs torque

MONSOON 450:
6.2L – 450 ft-lbs torque

MONSOON 575 SUPERCHARGED:
6.2L – 575 ft-lbs torque



MALIBU V-DRIVE: PEACE OF MIND

A Malibu boat turns a day on the water into an unforgettable watersports adventure for family and friends. That's why we strongly believe in our V-drive engines' safety advantages over inboard/outboard setups.

A Malibu V-drive positions the propeller well under the boat, far away from swimmers and surfers, and keeps the bow down to give the driver clean sightlines without needing to stand.

TRUSTED:
BUILT AND BACKED
FOR THE LONG HAUL



Type of Warranty	Full Factory 5 Years
Powertrain	5
Components	5
Interior/Upholstery	5
Audio	5
Gel Coat	1

PUT THE SAME TRUST IN OUR
QUALITY AS OUR FACTORY—THE
BEST IN THE INDUSTRY





SMOOTH SAILING

Every Malibu model delivers a smooth, vibration-free ride thanks to our patented Fiberglass Engine Chassis System (FibECS). It's the most robust system on the market, and only Malibu has it. We through-bolt the engine to the FibECS spar, a construction technique that creates a stronger hull for a smoother ride. It also allows for active air induction for optimal performance and durability.

WE BUILD YOUR DREAM BOAT

At Malibu, we know that you're fulfilling a dream when you buy one of our boats. Let us turn your vision for the perfect watersports boat into reality with expert hand craftsmanship and extraordinary attention to detail.


Whichever Malibu you choose, you can customize it to match your precise watersports needs and to reflect your personality. Select from a wide range of metallic and solid gel coat colors to give your boat a unique look—one that gets admiring looks on the water. New gel colors for 2017 include Hot Orange, Light Graphite and Pearl White Flake.

Make the cabin as functional and luxurious as you please with numerous options for trim, decking, seating and cockpit technology.

We support your boat purchase through the largest domestic and international dealer network in the watersports category.



GEL COAT COLORS



METALLICS

Malibu's exclusive "Build a Boat" feature lets you customize your boat's gel coat and vinyl. With 13 metallics and 15 solids to choose from, your options are pretty much endless.

- | | | |
|---------------------------------|------------------------|---------------------------|
| 1. Crystal Red Metallic | 6. Black Metallic | 11. Mocha Bronze Metallic |
| 2. Stratosphere Blue Metallic | 7. Purple Metallic | 12. Pink Diamond Metallic |
| 3. Malibu Green Metallic | 8. Hot Orange Metallic | 13. Pearl White Metallic |
| 4. Machine Silver Metallic | 9. Dark Blue Metallic | |
| 5. Sunny Summer Yellow Metallic | 10. Charcoal Metallic | |

GEL COAT COLORS



SOLIDS

Go classic, go wild, go any way you want. It's up to you. And don't forget the possibilities of a custom Malibu trailer. A two-tone trailer with metallic steps and fenders is available for every model.

1. Light Graphite

2. Sunny Summer Yellow

3. Hot Orange

4. White

5. Charcoal

6. Reuben

7. Driftwood

8. Indy Red

9. Vapor Blue

10. Sandstone

11. Moonbeam

12. Malibu Green

13. Dark Blue

14. Ebony

15. Midnight Blue

STANDARD PACKAGES + OPTIONS

ENGINES	20 VTX	21 VLX	22 VLX	23 LSV	25 LSV	22 MXZ	24 MXZ	M235
Wakesetter Monsoon 410 6.2L	OPT	OPT	OPT	OPT	N/A	OPT	N/A	N/A
Wakesetter Monsoon 450 6.2L	OPT	OPT	OPT	OPT	OPT	OPT	OPT	OPT
Wakesetter Monsoon 575 6.2L Supercharged	N/A	N/A	OPT	OPT	OPT	OPT	OPT	STD
ENGINE OPTIONS	20 VTX	21 VLX	22 VLX	23 LSV	25 LSV	22 MXZ	24 MXZ	M235
Closed Cooling	STD	STD	STD	STD	STD	STD	STD	STD
Surfpipe	OPT	N/A	OPT	OPT	OPT	OPT	OPT	STD
Exhaust - STE (Silent Tip Exhaust)	OPT	OPT	OPT	OPT	OPT	OPT	OPT	N/A
Flush Kit - Transom Install	OPT	N/A	OPT	OPT	OPT	OPT	OPT	STD
Prop - High-Altitude Torque	OPT	OPT	OPT	OPT	OPT	OPT	OPT	OPT
Prop Speed	OPT	OPT	OPT	OPT	OPT	OPT	OPT	N/A
SRP Saltwater Pkg	OPT	OPT	OPT	OPT	OPT	OPT	OPT	OPT
Shaft Seal - Water-cooled	STD	STD	STD	STD	STD	STD	STD	STD
Heater - 2 or 3 Outlet	OPT	N/A	OPT	OPT	OPT	OPT	OPT	STD
Heater - 2 Add'l Outlets	N/A	N/A	N/A	N/A	OPT	N/A	OPT	STD
Shower - Hot Water	OPT	N/A	OPT	OPT	OPT	OPT	OPT	OPT
STEREO COMPONENTS	20 VTX	21 VLX	22 VLX	23 LSV	25 LSV	22 MXZ	24 MXZ	M235
Satellite Radio - Sirius	OPT	N/A	OPT	OPT	OPT	OPT	OPT	OPT
Wet Sounds Stereo	OPT	OPT	OPT	OPT	OPT	OPT	OPT	OPT
Transom Stereo Remote Control	OPT	N/A	OPT	OPT	OPT	OPT	OPT	STD
12" Wet Sounds Subwoofer (w/ Amp)	STD	OPT	OPT	OPT	OPT	OPT	OPT	STD
TOWERS & ACCESSORIES	N/A	21 VLX	22 VLX	23 LSV	25 LSV	22 MXZ	24 MXZ	M235
G3.5 Latching Tower	STD	STD	STD	STD	STD	STD	STD	N/A
G4 Tower	OPT	N/A	OPT	OPT	OPT	OPT	OPT	STD
Color - Tower Upgrade (White, Indy Red, Dark Blue, Charcoal)	OPT	N/A	OPT	OPT	OPT	OPT	OPT	OPT
Mirror - PTM Panoramic 140-degree Billet (G3.5 - White, Indy Red, Dark Blue, Charcoal)	OPT	OPT	OPT	OPT	OPT	OPT	OPT	N/A
Rack - PTM Clamping Spinner Slide-off	OPT	N/A	OPT	OPT	OPT	OPT	OPT	STD
Rack - Spinner Combo Slide-off	OPT	OPT	OPT	OPT	OPT	OPT	OPT	N/A
Rack - Slide-off Waterski (by side or pair)	OPT	OPT	OPT	OPT	OPT	OPT	OPT	N/A
G-Force Speakers - Wet Sounds Icon 8 (2 Pair, G3.5/G4, White, Black)	OPT	OPT	OPT	OPT	OPT	OPT	OPT	STD
G-Force Speakers - Wet Sounds Rev 8 w/ Horn (2 Pair, G3.2/G4, White, Black)	OPT	N/A	OPT	OPT	OPT	OPT	OPT	OPT
Speakers - Swivel Mounts (1 or 2 Sets)	OPT	N/A	OPT	OPT	OPT	OPT	OPT	STD
WAKE TECHNOLOGY	20 VTX	21 VLX	22 VLX	23 LSV	25 LSV	22 MXZ	24 MXZ	M235
Ballast Hi Flo - Bow Malibu Launch System	OPT	OPT	OPT	OPT	OPT	OPT	OPT	STD
Ballast Hi Flo - Midship Malibu Launch System	STD	STD	STD	STD	STD	STD	STD	STD
Ballast Hi Flo - Rear Malibu Launch System	STD	STD	STD	STD	STD	STD	STD	STD
Ballast Hi Flo - Rear Plug 'N' Play Plumbing	OPT	OPT	OPT	OPT	OPT	OPT	OPT	STD
Plug 'N' Play Auto Vents	OPT	N/A	OPT	OPT	OPT	OPT	OPT	STD
Power Wedge II (hydraulic)	OPT	OPT	OPT	OPT	OPT	OPT	OPT	STD
Surf Band Wrist Band comes with Surf Gate	OPT	OPT	OPT	OPT	OPT	OPT	OPT	STD

COCKPIT OPTIONS	20 VTX	21 VLX	22 VLX	23 LSV	25 LSV	22 MXZ	24 MXZ	M235
WakeView Back-up Camera	OPT	N/A	OPT	OPT	OPT	OPT	OPT	STD
Power-Adjustable Helm Seat	OPT	N/A	OPT	OPT	OPT	OPT	OPT	STD
Reversible WakeView Rear Bench	N/A	N/A	N/A	N/A	OPT	OPT	OPT	STD
Soft Grip Flooring	OPT	OPT	OPT	OPT	OPT	OPT	OPT	STD
Depth-finder Module	STD	STD	STD	STD	STD	STD	STD	STD
MaliView 7" Dash Display System	STD	STD	STD	STD	STD	STD	STD	STD
MaliView 12.3" Dash Display System	STD	STD	STD	STD	STD	STD	STD	STD
Sport Dash w/ Analog Control Dial	Opt	OPT	OPT	OPT	OPT	OPT	OPT	STD
Seat Bolster - Flip-up (Driver's)	STD	STD	STD	STD	STD	STD	STD	STD
Windshield Mirror - PTM Panoramic 140-degree Billet	OPT	N/A	OPT	OPT	OPT	OPT	OPT	STD
Nonskid - Deck Trac (Complete Deck Kit)	OPT	N/A	OPT	OPT	OPT	OPT	OPT	STD
WakeView Seating	OPT	N/A	OPT	STD	STD	OPT	STD	STD
Side-mount Cockpit Table	OPT	N/A	OPT	OPT	OPT	OPT	OPT	OPT
Seat Heater - Driver's	OPT	N/A	OPT	OPT	OPT	OPT	OPT	OPT
Zero Off GPS System	STD	STD	STD	STD	STD	STD	STD	STD
Navigation-chart Plotting	OPT	N/A	OPT	OPT	OPT	OPT	OPT	STD
Snap-out Carpet Insert	STD	STD	STD	STD	STD	STD	STD	N/A
Deckadence Mat	OPT	OPT	OPT	OPT	OPT	OPT	OPT	N/A
LIGHTING OPTIONS	20 VTX	21 VLX	22 VLX	23 LSV	25 LSV	22 MXZ	24 MXZ	M235
Light - Pop-up Bow	OPT	N/A	OPT	OPT	OPT	N/A	N/A	N/A
Lights - Docking (Pair, Stainless)	OPT	N/A	OPT	OPT	OPT	OPT	OPT	STD
Lights - Transom Underwater (Pair - Blue or White)	OPT	N/A	OPT	OPT	OPT	OPT	OPT	STD
HARDWARE	20 VTX	21 VLX	22 VLX	23 LSV	25 LSV	22 MXZ	24 MXZ	M235
Telescopic Ladder - Platform or Swimstep	OPT	N/A	OPT	OPT	OPT	OPT	OPT	OPT
Pull-up Cleats - 2 Pairs	OPT	OPT	OPT	OPT	OPT	OPT	OPT	N/A
Pull-up Cleats - 3 pair	N/A	N/A	N/A	OPT	OPT	OPT	OPT	STD
Pylon - Optional, Center (VTX Diamond Cut Hull Only)	OPT	N/A	N/A	N/A	N/A	N/A	N/A	N/A
Fire-suppression System	OPT	OPT	OPT	OPT	OPT	OPT	OPT	STD
Fender Locks	OPT	N/A	OPT	OPT	OPT	OPT	OPT	STD
Battery Charger	OPT	N/A	OPT	OPT	OPT	OPT	OPT	OPT
Action-Camera Mount	OPT	N/A	OPT	OPT	OPT	OPT	OPT	OPT
Power Inverter	OPT	N/A	OPT	OPT	OPT	OPT	OPT	OPT
MISC OPTIONS	20 VTX	21 VLX	22 VLX	23 LSV	25 LSV	22 MXZ	24 MXZ	M235
CE Package	OPT	OPT	OPT	OPT	OPT	OPT	OPT	OPT
Canadian Transport Plate - only in Canada dealer	OPT	OPT	OPT	OPT	OPT	OPT	OPT	OPT
Wash-down Kit	OPT	N/A	OPT	OPT	OPT	OPT	OPT	OPT
Life Without Limits Album (Boat Build)	OPT	OPT	OPT	OPT	OPT	OPT	OPT	STD
Diamond Hull	STD	OPT	OPT	OPT	N/A	N/A	N/A	N/A
CANVAS COVERS	20 VTX	21 VLX	22 VLX	23 LSV	25 LSV	22 MXZ	24 MXZ	M235
Boat Cover - Commercial Sewing (Gray)	OPT	OPT	OPT	OPT	OPT	OPT	OPT	OPT
Boat Cover - Great Lakes (Gray)	OPT	OPT	OPT	OPT	OPT	OPT	OPT	OPT
Tower Bimini - Commercial Sewing w/ Rope Storage (G3.5 Only)	OPT	OPT	OPT	OPT	OPT	OPT	OPT	N/A
Tower Bimini - Commercial Sewing Gen 2 w/ Rope & Surfboard Storage (G3.5 Only)	OPT	OPT	OPT	OPT	OPT	OPT	OPT	N/A
Tower Bimini - Z5 Cargo Bimini not avail on G3.5	OPT	N/A	OPT	OPT	OPT	OPT	OPT	OPT
Tower Bimini - Commercial Sewing Pistol w/ Rope & Surf Storage (G4 Only)	OPT	N/A	OPT	OPT	OPT	OPT	OPT	STD
Tower Flip Bimini Great Lakes (G3.5 or G4)	OPT	OPT	OPT	OPT	OPT	OPT	OPT	OPT
TRAILERS	20 VTX	21 VLX	22 VLX	23 LSV	25 LSV	22 MXZ	24 MXZ	M235
Tandem Axle w/ Brakes	OPT	OPT	OPT	OPT	OPT	OPT	OPT	N/A
Tri-Axle w/ Brakes	N/A	N/A	N/A	OPT	OPT	N/A	OPT	STD

PRO TEAM & EVENTS

REGINA JAQUESS
@regina_jaquess

WILL ASHER
@willasher

RAPH DEROME
@raphderome

AMBER WING
@amberwing

RAYA WALKER
@_rayasunshine_

STACIA BANK
@staciabank

TOSHIKI YASUI
@toshiki_yasui

CHAD SHARPE
@chadsharpe

BRIAN GRUBB
@briankrubb





COBE MIKACICH
@cobemik

DALLAS FRIDAY
@dallas_friday

MASSI PIFFARETTI
@massipiffa

PARKER SIEGELE
@parkersiegele

THOMAS DEGASPERI
@thomasdegasperi

YUN "RUSSELL" SANGHYUN
@russell.wake

TARAH MIKACICH
@tarahmik

OLI DEROME
@oliderome

JEFF LANGLEY
@jefflangley_

2016 MALIBU EVENTS



Malibu
EVOLUTION
PRO SERIES

Malibu
open

Malibu
Rider
EXPERIENCE





reshred Partial Sundayfunday highlighting my farmers tan and the killer wave behind a [@malibuboats 23LSV](#)



tgasskischool Tom Brantley here in Italy before the [@sangervasioproam](#) behind the [@malibuboats](#) response [#txi](#) [#waterski](#) [#waterskiing](#) [@tareboumaachar](#) can finally drive straight



wakewes9 Just a nice cruise behind [@bakerr24](#) [@malibuboats](#) M235 in the beautiful salt waters of Jupiter... Such a fun day



jrgogs Board meetings are strictly for business... [#m235](#) [#815](#) [#soopitted](#)



cyarmstrong Can't think of a better way to start your morning [#malibuboats](#)



jack_christie40 Narrow River, Narrow Turns [#malibuboats](#) [#slalom](#) [#waterskiing](#) [#holidays](#)



@MALIBUBOATS

#THETRUTHISONTHEWATER

#LIFEWITHOUTLIMITS







#LIFEWITHOUTLIMITS

@MALIBUBOATS

MALIBUBOATS.COM

TENNESSEE

5075 Kimberly Way
Loudon, TN 37774
(865) 458-5478

CALIFORNIA

One Malibu Court
Merced, CA 95341
(209) 383-7469

AUSTRALIA

813 Hope Court
Albury, N.S.W. 2640
(02) 6040-1174

Contact us anytime with questions or to schedule a tour of Malibu Global Headquarters, in Tennessee: info@malibuboats.com